

iPIO-16

Reduce Costly Site Visits, Ensure Business Continuity and Increase Network Reliability!

Easiest Way to Minimize Downtime

Minimize downtime to keep your critical systems running and your customers happy. The iPIO transports contact closures over the network with IP protocols.

This model has 16 inputs and 16 outputs. It ships with 120/240VAC power supply. The iBoot iPIO-16 enables you to develop highly flexible telemetry systems. If you are looking for a product that has fewer inputs and outputs, please check out the *iPIO-2* or *iPIO-8*.

Control several iPIO's with just one digital input, which can trigger relay controls amongst multiple remote locations. One alarm can trigger events throughout your network, making it easy to respond to physical events.

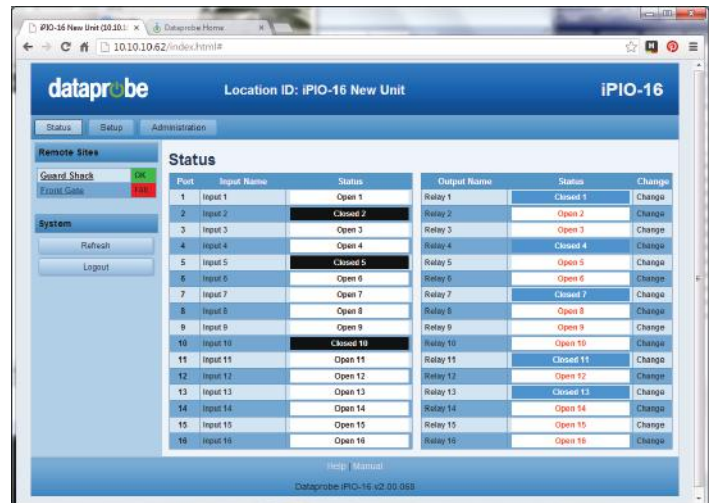


Top Features:

Simple Web Browser Operation

Just point your browser to the iPIO, login and you are one click away from bringing that failed system back to life

All setup functions are easy to configure from the browser



GPIO Monitor and Control

Get real time status updates on you web browser and click to control any relay

Monitor and control digital I/O worldwide using an SNMP V2 compliant manager

The iPIO-16 can also send emails when events occur

Application Possibilities

Bi-Directional GPIO Transport over Net

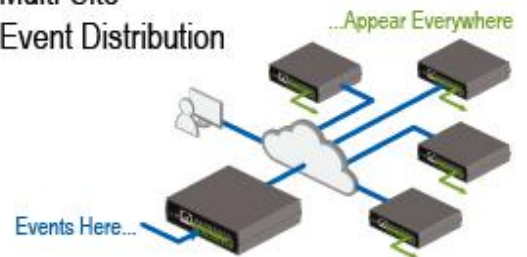
Multi-Site Event Consolidation

SNMP Manageable

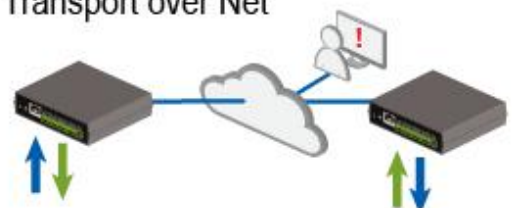
OEM Customizable

We can also work with you to tailor custom and OEM applications for your specific needs

Multi-Site Event Distribution



Bi-Directional GPIO Transport over Net



Additional Features

Web Controlled Relays	One click relay control from clear web browser interface. Set name, qualifying time and color scheme for each relay
Real Time Status Monitoring	Continuous updates of input status. No need for browser refresh. Set name and color scheme for each relay
GPIO Transportation Over the Network	Send contact closure information across the network to one or multiple places. Get the information you need where you need it
Contact Closure via IP	Manage with SNMP or create your own custom programming to operate relays over the network
Wet or Dry Input Monitoring	Configurable for +VDC inputs 3-30 volts
Multi-Site Event Distribution	Get status information from one point to multiple locations simultaneously. Ideal for load sheading and security alert notifications

Specifications

Subject to Change Without Notice

Physical:	Height: 2.00" Width: 5.00" Depth: 7.50"
Power:	Power Supply Included Input: 105 - 240 VAC 50/60Hz & Output: +5VDC. 10 Watts
Inputs:	16 Screw terminals per input. Dry Contact Closure or settable: +3VDC to +30 VDC (Grounds Common)
Relay Outputs:	(Form C) - Current Maximums 0.5A @ 120VAC or 1A @ 24VDC Switching Power 60VA Max 50uW Min Switching Voltage 120VAC or 60 VDC Max 1VDC Min Switching Current 1mA Min Resistance 100 milliohms (initial value) Operations 5 Million, mechanical 100K at maximum load
LED Indicators:	One LED Indicator for Each Input, Configurable for On or Off state One LED Indicator for each Relay Output. Configureable for On or Off state Network Link (Link) and Activity (Act) Remote Unit Link Status (Rmt) Power (Pwr)
Network:	HTTP Web Server DHCP Assigned or Static IP Address Email to SMTP Server SNMP V2 Manageable Inter Device Communications via DXP Protocol 128 bit AES Encryption (Optional) Selectable Port Assignments for Web and DXP Protocol

Other iPIO Models

iBoot iPIO-2

Has 2 inputs and 2 outputs. Ships with 120/240 VAC power supply or PoE

iBoot iPIO-8

Has 8 inputs and 8 outputs. Ships with 120/240 VAC power supply

For More Information

www.dataprobe.com/ipio-ethernet-io/

Phone: 201-934-9944

Fax: 201-934-9090

Email: sales@dataprobe.com

Website: dataprobe.com

Follow Us:



dataprobe
Making Every Network More Reliable