



### Dual Security : SmartCard + NumPad

Via NumPad & SmartCard, the InfraSolution S-700 allows two-factor authentication to verify user ID. It ensures dual security for the rack access control.



### Designed for IT Branded Racks

InfraSolution S-700 is designed for the global IT branded racks. The handle's universal mounting cut-out generally allows easy integration with most third party racks. The 2.8" touchscreen control panel can be mounted to the perforated door easily. Costly & complicated door customization is not required.



### Rugged & Aesthetic Swing Handle

Alloy S-700 handle is rigid & durable for maintaining reliable physical security. Swing locking / unlocking mechanism suits most rack user practice. An aesthetically enhanced smart locking handle is ideal for your smart data center environment.



### LED for Clear Lock Status Indication

LED color modes on the smartcard handle indicate the lock status clearly. Blue & green LED indicate the locked status of Proximity & MiFARE handle respectively. An authorized unlock is signaled by a silver white flashing LED. Unauthorized rack access will result in a red flashing LED following with an audible alarm.



### Sophisticated Control Panel w/ Touchscreen

All S-700 packages are supplied with a control panel that includes a 2.8" touchscreen with NumPad function. Built-in SmartCard sensor is compatible to MiFARE or Proximity SmartCard. By connecting to InfraPower W3 version intelligent PDU with temp+humid sensors, the controller can also provide local monitoring on Amp and Temp. + Humid.

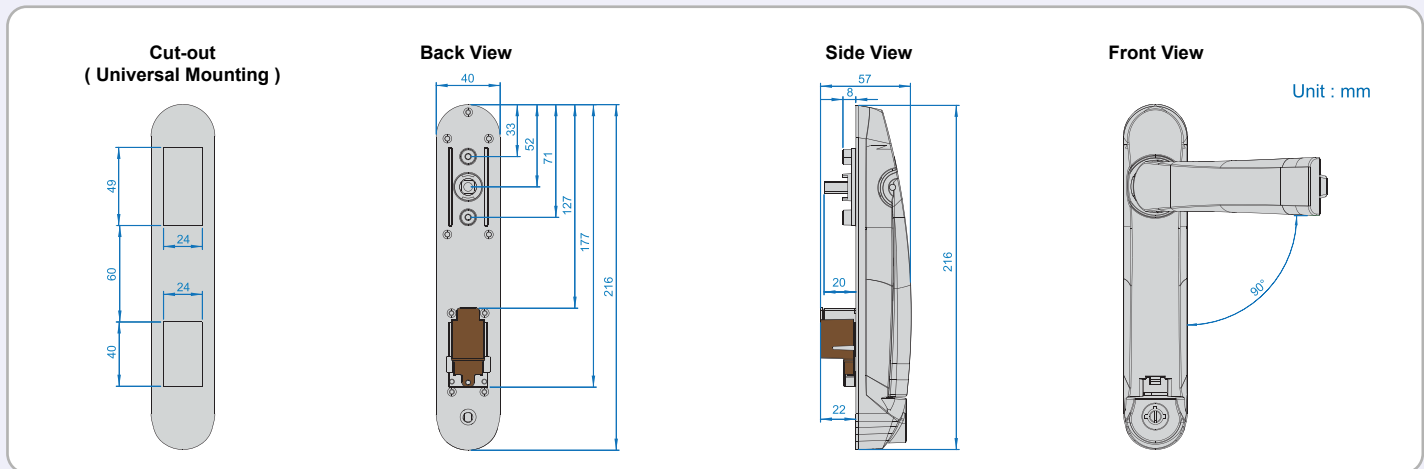


### Temp. + Humid. Sensor, Light Bar & PDU Integration

S-700 control panel can provide local display & monitoring for integrated InfraPower W3 intelligent PDUs, Temp.+Humid sensors & LED light bar.

## Alloy Swing Handle

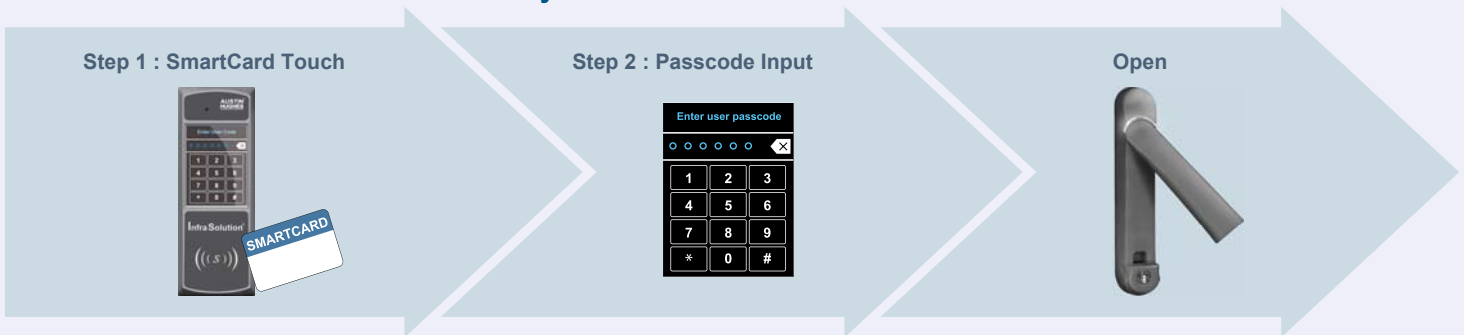
Most global branded racks equipped with swing handles have applied a standard handle cut out dimension on the door. To achieve the highest level of interoperability offered in the rack industry, the S-700 handle also applies the same mounting dimension.



## Handle LED



## Two-factor Authentication - Dual Security



## Door Sensor

Door sensor is an essential item for alarm functions. Two door sensors are offered as below :

### ( I ) IR Door Sensor ( S-DIR )




- No custom cutting required on doors
- Light weight / adhesive
- Magnetic base for easy setup
- Mini size ( 33 x 19 x 7 mm )
- With 2m cord

### ( II ) Mechanical Door Sensor ( S-DSW )



- Custom cutting required on doors
- Low cost / precise
- Cost efficient integration to new rack
- Size ( 52 x 22.5 x 30.75 mm )
- With 2m cord

## Control Panel



**Touchscreen color LCD**

- Resistive touch
- Sophisticated & stylish
- Ease of use

**Display & Monitoring via 2.8" LCD**

- Rack information
- Door status
- Alarm notification
- Temp. / Humid. figures
- PDU Amp. figures

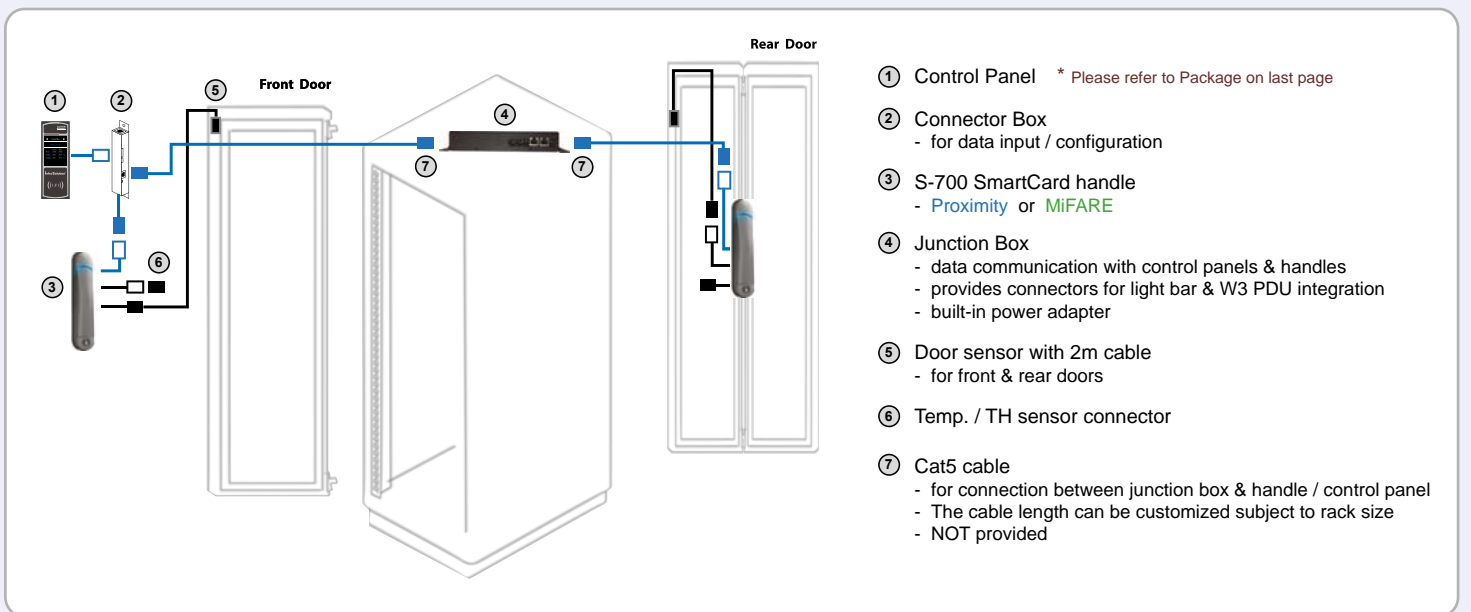
**NumPad**

- Passcode assignment
- Passcode authentication
- Add / delete user card

**SmartCard sensor**

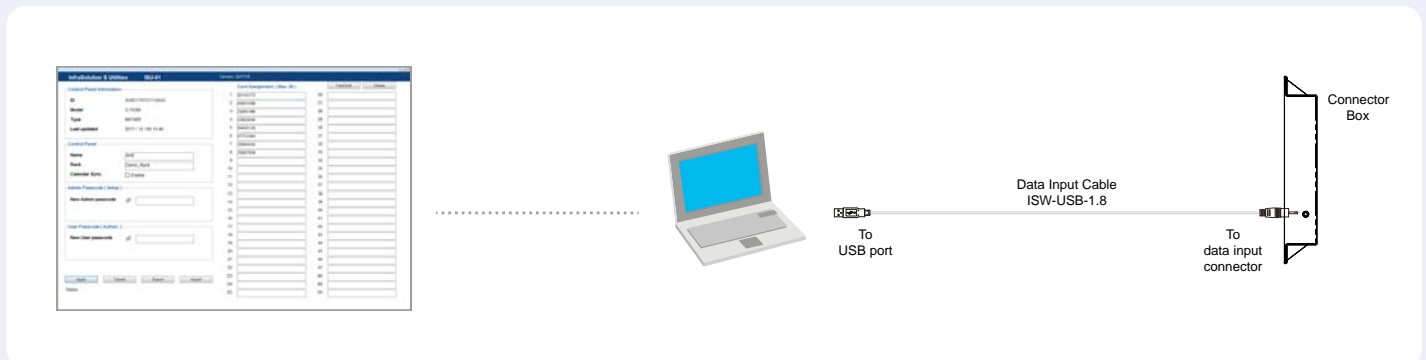
- Proximity 26-bit
- MiFARE 26-bit :
  - Classic
  - DESFire EV1 / EV2
  - Plus S / Plus X
  - Plus EV1

## Installation Diagram



## Software

Via the **Free** utilities ( ISU-01 ), client can change the admin./ user passcodes and assign the smartcards. Max. 50 user card authentication per control panel can be managed. The setup is easy via optional data input cable ( ISW-USB-1.8 ).



## Package

	S-701P	S-702P	S-701M	S-702M
① Handle, pair	Proximity	Proximity	MIFARE	MIFARE
② SmartCard, 1pc				
③ Control panel	1	2	1	2
④ Connector box	1	2	1	2
⑤ Connector box to handle cable	1	2	1	2
⑥ Control panel screw set	1	2	1	2
⑦ Junction box	1	1	1	1
⑧ Key	1	1	1	1
⑨ Power cord, 6ft	1	1	1	1
⑩ Handle screw set	1	1	1	1
⑪ Cable clip	8	8	8	8



\* Door sensor is an essential part. 2 kinds of door sensors below can be selected :  
 IR Door Sensor, pair ( S-DIR )  
 Mechanical Door Sensor, pair ( S-DSW )

## Optional Accessories

**Temp. + Humid. Sensor (IG-TH01)**

Low profile design w/ magnetic base

**Temp. Sensor (IG-T01)**

Each S-700 handle provides one connector for Temp. or Temp.+ Humid. sensor integration. Once connected, Control Panel LCD will show the Temp. / Humid. figures.

### LED Light Bar (CLB-SD-IR-101)



Junction Box provides two connectors for LED light bar integration.

- Auto ON / OFF by door status change
- Low profile design w/ magnetic base

- Data Input Cable, pc ( ISW-USB-1.8 )
- Proximity Smartcard, pack of 10 ( ISC-P10 )
- MiFARE Smartcard, pack of 10 ( ISC-M10 )
- Proximity Card Reader ( ISC-PCR )
- MiFARE Card Reader ( ISC-MCR )
- Individual Key Lock, set of 2 for front & rear door ( ISK-C051 )
- Unique Key Lock ( ISK-UKL )

## Intelligent PDUs

- W3 series Monitored Switched Monitored w/ Outlet Measurement Switched w/ Outlet Measurement

Junction Box provides two connectors for W3 Series PDU integration. Once connected, Control Panel LCD will show the PDU Amp figures.



\* For models & configurations details, please contact us at [inquiry@austin-hughes.com](mailto:inquiry@austin-hughes.com)

Austin Hughes has an extensive distribution network, including EMEA, the Americas & APAC. Contact your nearest sales office for details of local representation.

**Sales Inquiry**  
[inquiry@austin-hughes.com](mailto:inquiry@austin-hughes.com)

**Technical Support**  
[support@austin-hughes.com](mailto:support@austin-hughes.com)

Distributed by:

Distributor by country on application