

# MASTERCONSOLE<sup>®</sup> DIGITAL DUAL

## Frequently Asked Questions

### Question

### Answer

#### MasterConsole Digital Dual KVM Switch (MCD-DUAL)

**What is the MasterConsole Digital-Dual KVM switch (MCD-DUAL)?**

Raritan's MasterConsole<sup>®</sup> Digital-Dual KVM switch (MCD-DUAL) consolidates access and control of multiple dual-head servers with a single console supporting dual displays.

It features KVM ports for 4 or 8 "dual-headed" servers (MCD-104-DUAL/ MCD-108-DUAL). Switches can be cascaded into two levels to support up to 64 connections. MCD switches use standard Category 5/6/6e unshielded twisted pair (UTP) cables for connecting computers.

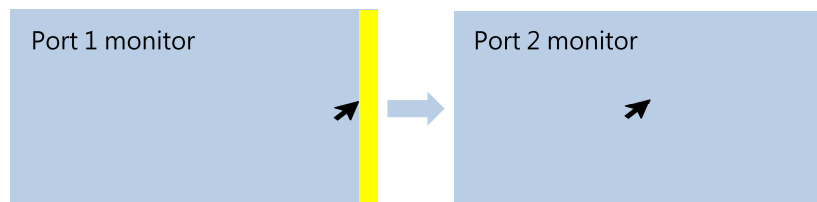
MCD-DUAL KVM switches support the latest digital video user interfaces — DVI, HDMI, and DP video inputs. Maximum video resolution is supported up to 1920x1200 @75Hz (via MDUTP cables), 1920x1080 (via MDCIMs) in 150 feet thru UTP cable.

MCD-DUAL KVM switches provide a friendly OSD (On-Screen Display) interface and hotkeys to access connected computers and the convenient borderless mouse switching feature.

**What is the "Borderless Mouse Switching" function?**

This function is for port selection. If you move the mouse cursor to the left or right side of the display's borders, then MCD-DUAL will switch to the prior or next port.

The user can move the mouse to strike the monitor's edge, and then the mouse will move to the next port.



**What is the size of the MasterConsole Digital-Dual?**

The MCD-DUAL is only 1U in height and fits in a standard 19" rack.

**What interfaces does the MasterConsole Digital-Dual support?**

The Computer Interface Modules supports multiple video interfaces via CIM (MDCIM-DVI/HDMI/DP) & UTP VGA cables.

**How to extend the user console of MasterConsole Digital-Dual?**

You can connect MasterConsole Digital-Dual's user console through Raritan's Cat5 Reach DVI HD to extend the user console up to 500 feet with 1080P video resolution. You will need two sets of Cat5 Reach DVI HD on the user console video ports to support the dual display function. This is beneficial to anyone who would like "lights-out" access to the server room with a dual monitor display.

**How to support audio on MasterConsole Digital-Dual?**

You can connect an earphone or a speaker to the 3.5mm audio jack on the MasterConsole Digital-dual's user console. Connect the MDCIM-HDMI to the server to access.

**What types of servers does MasterConsole Digital-Dual?**

MS-DOS, Windows<sup>®</sup> 7/8/8.1/10, Linux<sup>®</sup>, Macintosh<sup>®</sup> OS9, OSX, and SCO UNIX<sup>®</sup>.

Can Dominion® CIMs, MCIMs, or MCUTP cables work with MasterConsole Digital-Dual?

No, these accessories are not compatible with the MCD-DUAL.

Does MasterConsole Digital-Dual support USB keyboards with USB hub function such as Sun type 7 keyboard or Mac wired keyboard?

No, MCD-DUAL does not support USB keyboards with USB hub functions.

How to setup the borderless mouse switching function?

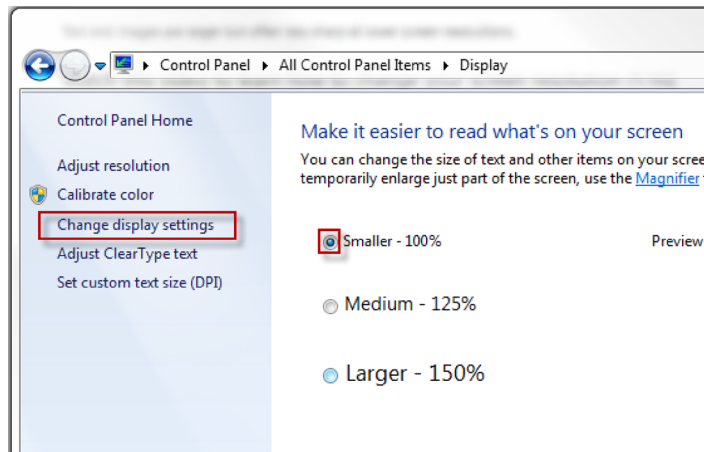
Default setting: Disabled and only available for computers connecting to 1st-tier MCD-DUAL.

Once the computer is powered back on from Hibernate Mode, you must calibrate the mouse cursor by pressing "Scroll Lock > Scroll Lock > H > Enter."

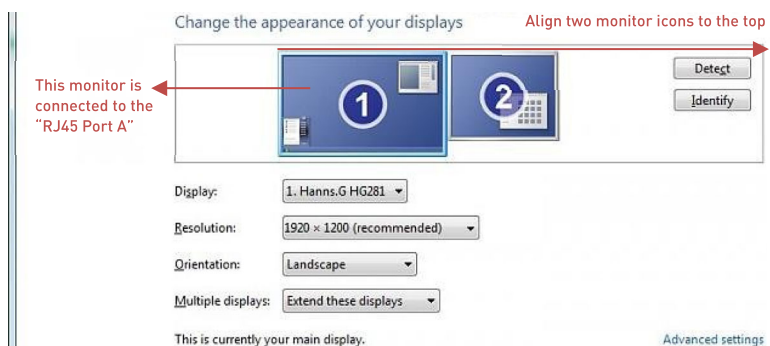
How to setup the borderless mouse switching function? (on target Windows PC)

In the Windows Display Settings:

1. Change Display Setting to "Smaller - 100%."



2. Choose "Adjust Resolution." Drag the monitor icon to the left and make sure the corresponding video output is connected to the "RJ45 Port A". Finally, align these two monitor icons to the top.



In Mouse Settings, Adjust Pointer Speed in the middle value to and turn off Enhance Pointer Precision

