

4x4 HDMI Multiviewer / Video Matrix Switch / Video Wall Processor

SPLITMUX®

Route HDMI video and audio signals from four video sources to four displays. Display real-time 1080p video from four sources simultaneously on each display.

- Supports HDTV resolutions to 1080p and computer resolutions to 1920x1200.
- Each input can be independently connected to any or all outputs.
- Quad, Picture in Picture, Full Screen, and Custom display modes.
 - Custom Display Mode: the size, position and selection of any or all windows are customizable.
 - ◆ 2- and 3-source viewing is possible with this method.
 - Fluid, real-time video performance with 60 frames per second (fps) in all four quadrants.
 - When in Multiview mode, all four monitors simultaneously display the same image.
- Supports 2x2 video wall configuration with displays in landscape (horizontal) orientation.
- HDCP 1.4 compliant.
- HDMI features supported:
 - HDMI 1.3
 - 10-, 12-, and 16-bit xvYCC, RGB, and YCbCr.
 - Dolby TrueHD, DTS-HD Master Audio, Dolby Digital, DTS, LPCM 7.1, and LPCM 2.
 - Bandwidth up to 340 MHz (8 Gbps)
 - Lip Sync
- Configure and control the multiviewer through front panel buttons, Ethernet, IR remote control, or RS232.
- Switch audio independently of video from connected HDMI sources (e.g. source 1 and source 2 video are active while only source 3 audio is active).
- Any DVI source can be connected by using the DVI-HD-xx-MM cable (not included).
- Built-in EDID table
 - Option to copy EDID from any sink to one or all sources.

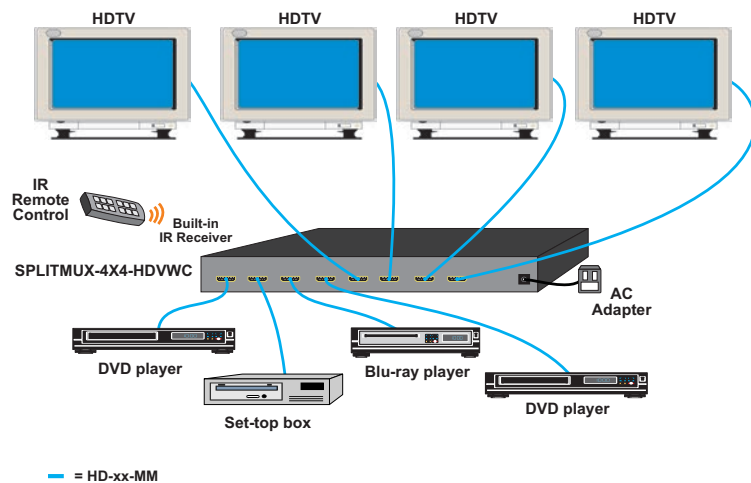


SPLITMUX-4X4-HDVWC (Front & Back)

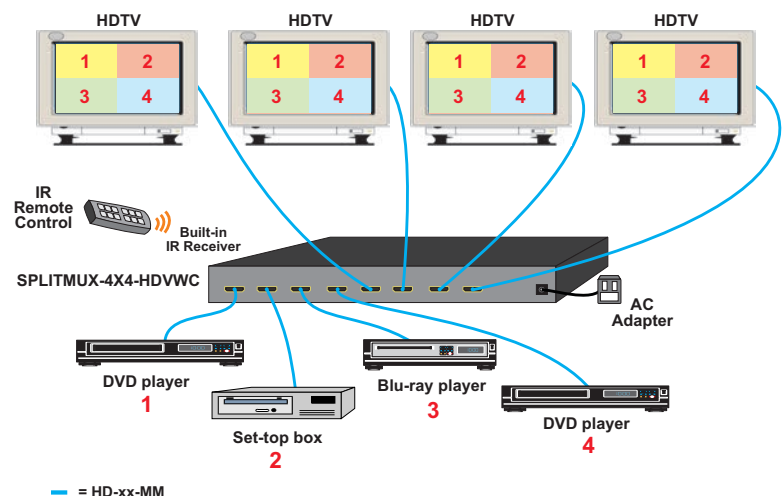
- **4x4 Video Router**
- **Quad, Picture in Picture, Full Screen, and Custom Display Modes.**
- **2x2 Video Wall Controller**
- **IR, RS232, Ethernet control**

The SPLITMUX® 4x4 HDMI Quad Screen Multiviewer is a multi-purpose high-speed video processing system that can be configured for three different output modes. In Multiview Mode, it is capable of displaying the four video sources in quad, PiP, full screen, or custom display modes, with all four monitors simultaneously displaying the same image. In Matrix Mode, digital HDMI video and audio signals are routed from four HDMI video sources to four displays. In Video Wall Mode, video from a single source is displayed across all four monitors.

Configuration and Cable Illustration



4x4 Video Matrix Configuration



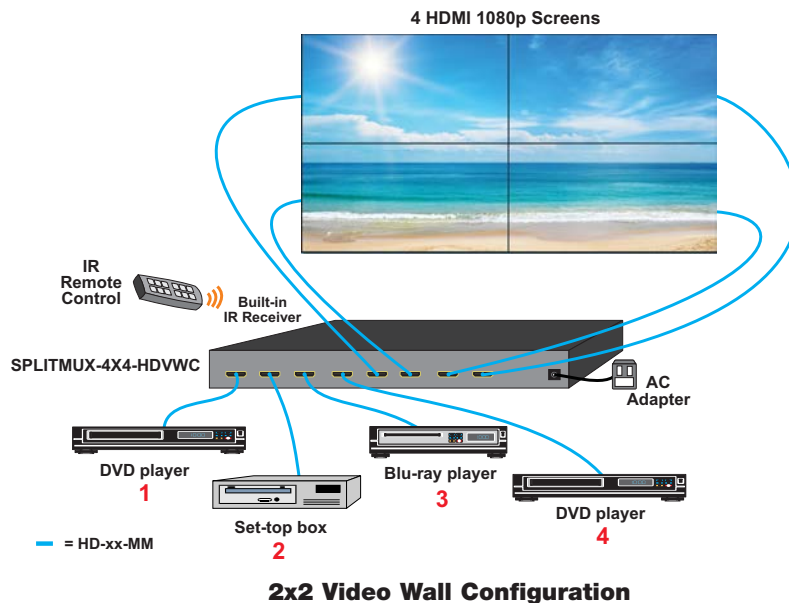
Multiviewer Configuration

4x4 HDMI Multiviewer / Video Matrix Switch / Video Wall Processor

SPLITMUX®

Route HDMI video and audio signals from four video sources to four displays. Display real-time 1080p video from four sources simultaneously on each display.

Configuration and Cable Illustration



Specifications

Video Input

- Four HDMI input connectors.
- Supports digital HDMI devices such as DVD/Blu-Ray players, satellite receivers and HDTV tuners.
- A DVI source can be connected by using the DVI-HD-xx-MM cable (not included).
- Supports HDCP 1.4

Outputs

- Four female HDMI output connectors.
- HDMI-embedded audio switching (four-channel stereo mixing).
- Supported resolutions
 - 480p@50/60Hz, 576i@50/60Hz, 720p@50/60Hz, 1080i@50/60Hz, 1080p@24/25/50/60Hz
 - Computer resolutions to 1920x1200.
- Supports HDCP 1.4

Power

- Input: 100 to 240 VAC at 50 or 60 Hz via AC adapter (AC adapter included.)
- Output: 12VDC, 4.16A
- Power consumption: 15W

Environmental

- Operating temperature: 32 to 131°F (0 to 55°C).
- Storage temperature: -4 to 185°F (-20 to 85°C.)
- Operating and storage relative humidity: up to 95% non-condensing RH.

Dimensions

- WxDxH (in): 19x6.96x1.75 (483x177x44 mm).

Cables

- Use HD-xx-MM HDMI cables to connect an HDMI source or display up to 50 feet away from the multiviewer.
- Use DVI-HD-xx-MM cable to connect a DVI source or displays.
- Cables not included.

Regulatory Approvals

- CE, FCC, RoHS

Warranty

- Two years

Package Includes

- One 4x4 HDMI Multiviewer
- One power adapter
- One IR remote
- Manual

Compatible NTI Products

- Combine NTI's extenders, switches, splitters and cables for complex applications.
 - Low-Cost HDMI Extender via One CAT5e/6 (ST-C6HD-150-LC)

4x4 HDMI Multiviewer / Video Matrix Switch / Video Wall Processor

SPLITMUX®

**Route HDMI video and audio signals from four video sources to four displays.
Display real-time 1080p video from four sources simultaneously on each display.**

Control Methods

Front Panel Interface

- Standard control method
- Configuration and control can be done using the front panel buttons.
- Keypad allows selection of the input source to be routed to the desired outputs.

Ethernet Control

- Standard control method.
- Configuration can be done over the Internet via Web server.
- Female RJ45 connector.
- 10/100 BaseT Ethernet interface.

RS232 Control

- Standard control method
- Configuration and control can be done through the serial port.
 - Female DB9 connector.
- Control the multiviewer using the Text Menu via RS232.
- Baud rate: 9600 bps

On Screen Display (OSD)

- Configuration and control can be done with On Screen Display (OSD).
 - OSD menu is displayed on output 1 only.
- Use the front panel buttons or IR remote control to operate the OSD.

Infrared Remote Control

- Standard control method
- Configuration and control can be done using the included IR remote control.

Display Modes

Quad Mode

- In quad mode, the screen is split into four fields of equal size each displaying the entire contents of four different video sources.
- Fluid, real-time video performance with 60 frames per second (fps) is all four quadrants.

Full Screen Mode

- In full screen mode, one of the four video sources is displayed in full screen size and maximum resolution.

Picture in Picture (PiP) Mode

- In PiP mode, the full screen display of one of the four video sources is accompanied by three small images (thumbnails) of the three other video sources allowing simultaneous monitoring.
 - If there is no video source connected to the thumbnail, its screen will remain black.

Custom Mode

- In Custom (Advance) mode, each video source is displayed in its own separate, detached window.
- Size, position and selection of the windows are customizable.
- Use web server graphical user interface to configure settings for each window.
- Presets of the window positioning can be saved.
- Borders can be set for each image input.

4x4 HDMI Multiviewer / Video Matrix Switch / Video Wall Processor

SPLITMUX®

Route HDMI video and audio signals from four video sources to four displays. Display real-time 1080p video from four sources simultaneously on each display.

Display Mode Examples



Full Screen Mode



Quad Mode



PiP Mode with Thumbnails on Bottom



PoP Mode with Thumbnails on Bottom



PiP Mode with Thumbnails on Left



Custom (Advance) Mode with Individually Configured Windows and Enabled Borders



Dual Screen with Custom (Advance) Mode